




How To Turn on Captions/Subtitles

1. Go to the webinar video that you'd like to watch.
2. To turn on Captions, click  on the bottom right of the video player.
3. To turn off Captions, click  again.

How to change caption/subtitle language

4. At the bottom right of the video player, click Settings .
5. Click **Subtitles/CC**.
6. Click **Auto-translate** and select your preferred language.